
中国城市营商环境评价及有关建议

5

27

254

4

100026

100026

100026

Applied Economics

2019/2

1

		%	
		50	
0.15		50	
0.2		40	
		30	
		30	
0.15		50	
		50	
0.2	/	15	
		25	
		25	
		25	
	/	10	
0.2	GDP	40	
		30	
		30	
0.1		50	
		50	

x_{ij}

x_{imax}

x_{imin}

y_{ij}

$$y_{ij} = \frac{x_{ij} - x_{imin}}{x_{imax} - x_{imin}}$$

$$V_i = S_i/x$$

s_i

i

x

$$w_i = V_i / \sum_i V_i$$

2

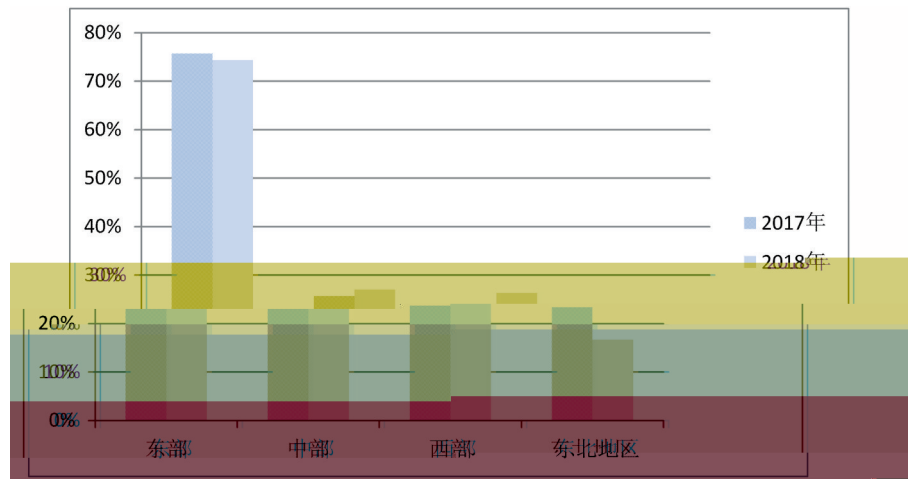
4					
	2017	2018	2017	2018	
	69.64	66.15	1	1	1
	68.72	65.29	2	2	2
	46.99	45.13	3	3	4
	41.84	40.95	4	4	6

3

5					
	2017	2018	2017	2018	
	54.69	58.75	1	1	3
	24.94	25.52	2	2	12
	23.57	23.11	3	3	17
	17.03	19.97	5	4	21
	21.55	17.59	4	5	27

4

27					
	2017	2018	2017	2018	
	47.82	41.99	1	1	5
	35.43	34.89	2	2	7
	32.90	33.37	3	3	8
	32.60	33.15	4	4	9
	30.22	29.63	5	5	11
	24.23	23.60	6	6	14
	22.19	23.24	8	7	15
	22.99	23.14	7	8	16
	21.86	22.74	9	9	18
	20.87	19.90	10	10	22
	19.95	19.85	11	11	23
	17.56	17.59	14	12	26
	18.47	17.47	13	13	28
	19.77	16.76	12	14	32
	15.90	16.33	17	15	34



1 2017—2018

100

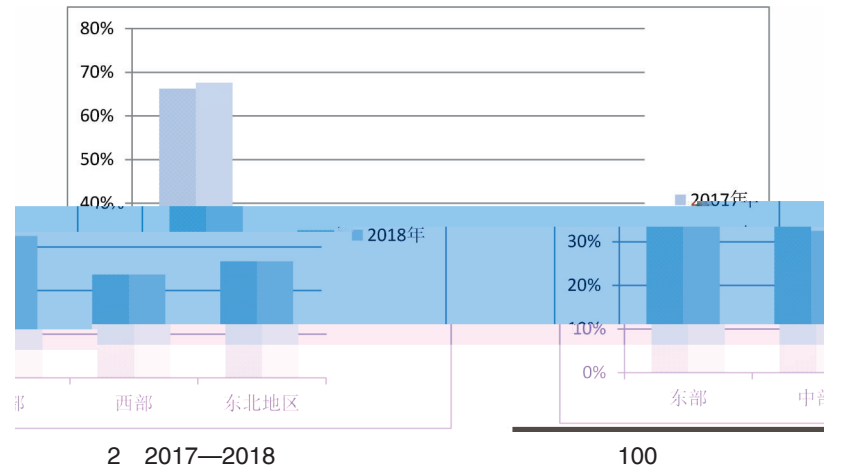
5 2018

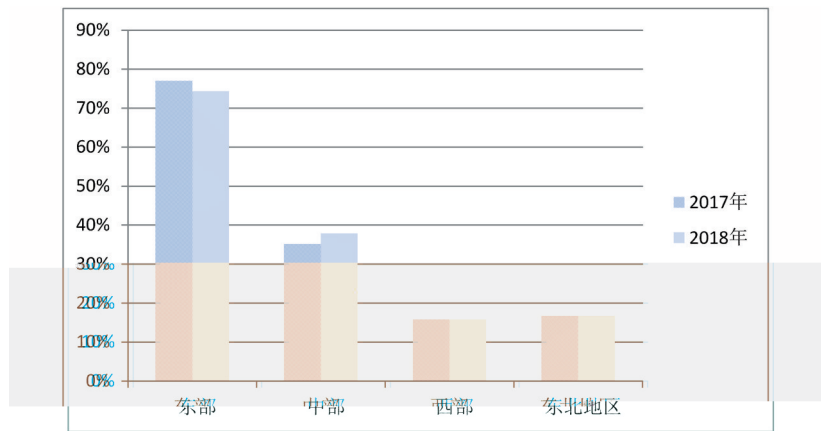
			/	
	66.15	4.10	16.13	14.50
	33.37	3.61	9.24	7.43
	40.95	2.67	15.33	7.74
	17.59	1.82	9.66	7.54

УСЛУЖИТЕЛЬНЫЕ ПРЕДПРИЯТИЯ

г. Э.

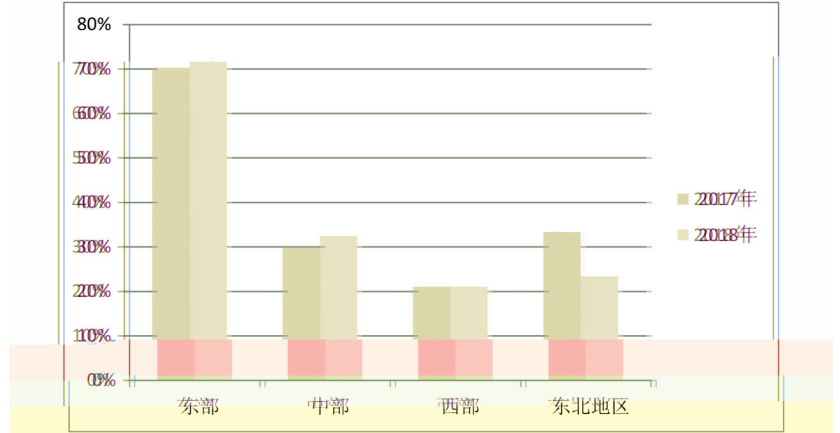
УСЛУЖИТЕЛЬНЫЕ ПРЕДПРИЯТИЯ





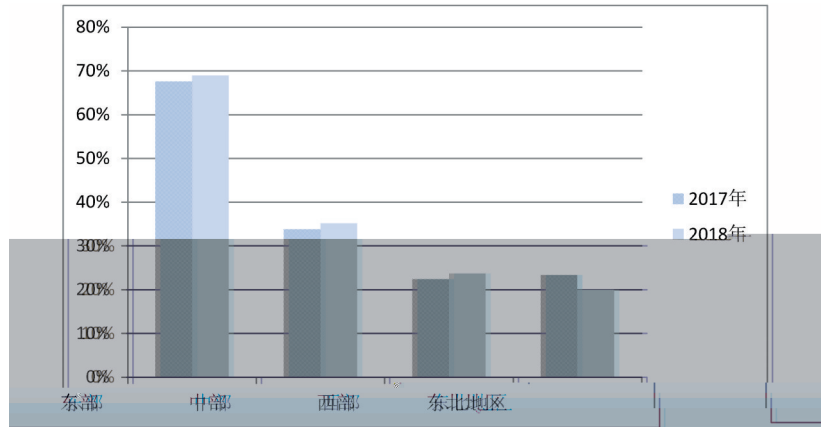
3 2017—2018

100



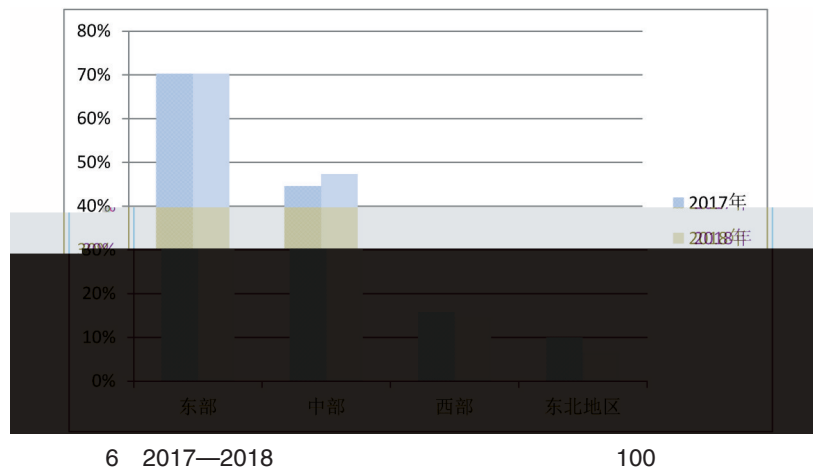
4 2017—2018

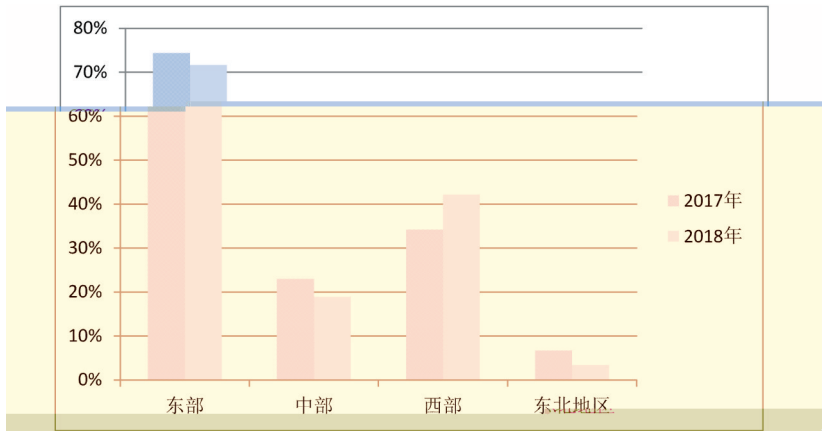
100



5 2017—2018

100





7 2017—2018

100

3.

4.

5.